

## Development of Smart Monitoring System for Wind Energy System

Warunee Srisongkram<sup>1\*</sup>, Boonyang Plangklang<sup>2</sup>, Chaiyant Boonme<sup>1</sup>,  
Krischonme Bhumkittipich<sup>2</sup>, Nattapong Phanthuna<sup>3</sup> and Wanida Pusorn<sup>2</sup>,

1) Faculty of Engineering, Rajamangala University of Technology (RMUT) Suvarnabhumi

2) RMUT Thunyaburi, 3) RMUT Phra Nakhon

\*Corresponding Author: [Warunesri@hotmail.com](mailto:Warunesri@hotmail.com)

### Abstract

The paper presents a development of monitoring system for a prototype wind turbine system. The proposed monitoring system is developed under Labview environment. The system can connect to the wind turbine online via internet. The system will collect the monitored values and install values into memory. Simultaneously, the system can show the values in Real-Time. The operator can observe the wind turbine by the monitoring system and can take an action on time if the wind turbine is not working properly. The results of the monitoring system indicate that the monitoring system is able to working properly, the data can be used to investigate the wind turbine for system analysis. This is very important for wind turbine in order to supply energy to consumer stably.

**Keywords:** Wind Turbine, Monitoring system



## 1. Introduction

Renewable energy sources such as solar energy, wind energy provide realistic alternatives for electrification especially in remote area. One of the most promising applications of renewable energy technology is the wind energy system. As the wind turbine system is increasingly used, thus, it has to be a technically reliable energy system to the consumer. To keep the wind system working reliably, it is necessary to have a monitoring system to continuously monitor the wind system. The goals of monitoring are normally to:

- Ensure that the system is operating properly
- Assess the performance of system components, pinpoint faulty devices
- Permit the calibration of tools
- Reveal improvements to the design and increase the understanding of the designer

In most monitoring systems, the information is collected from the remote station to master station. Commonly systems in such rural areas are supervised by yearly visits in conjunction with a data logger. But this method leads to the inefficiency of response time for maintenance as well as the product improvements is poor. There are already some monitoring systems have been presented such as SCADA (Supervision Control and Data Acquisition). However, the known problems for those methods are: high investment cost, need special software for Client stations, and difficulty with communication link. These all disadvantages make the hybrid system ineffective in economic performance. Thus, to fulfil remote monitoring requirements, a suitable monitoring system for the wind energy system has to be developed.

## 2. Concept of propose monitoring system

The concept of proposed mentoring system is combined to the wind turbine prototype. The developed wind turbine prototype is included a power quality control unit, a converter, and simulation load. The monitoring system will be integrated to the prototype as shown in Fig. 1.

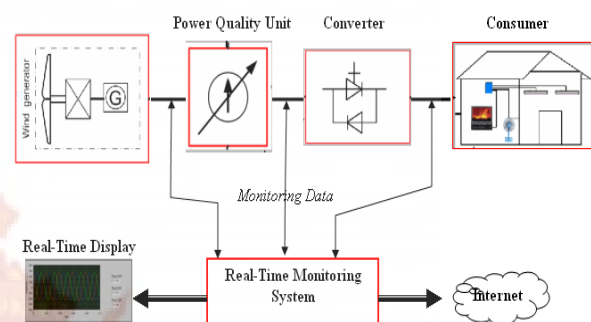


Fig. 1: The proposed monitoring system and the developed wind turbine system.

From Fig.1, the monitoring system will be connected to three points: wind turbine, PQ unit, and the converter which is the output supply of the wind energy system. All monitored data will be stored in the monitoring memory. Operators can access the data at the monitoring system as well as operator can observe the wind turbine by a visual display in Real-Time. Moreover the monitoring system can provide the monitored data to internet via communication link over a TCP/IP network or wireless network.

There is no need for any special software for viewing the system. The proposed monitoring system is composed of a monitoring unit (sensor unit), a data acquisition unit, and a communication unit. The data acquisition unit will collect the monitored data from the sensor unit and then stores the monitored data into its memory. After the determination of monitoring system, the

system can be developed accordingly to the design.

### 3. Develop of the system

Data monitoring software is written by Labview programming tool.

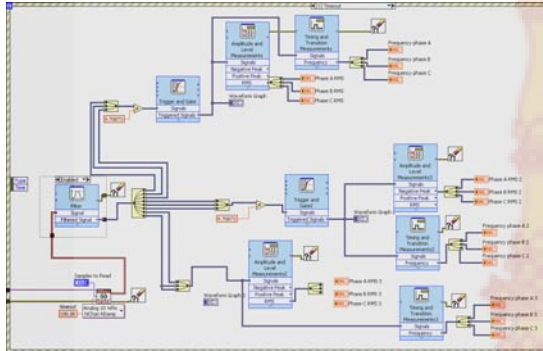


Fig.2 Circuit of data monitoring in Labview program.

The monitoring unit must be able to work with the developed hardware compatibly. Fig.3 shows the development of whole prototype wind system including monitoring system.



Fig 3: Developed prototype wind system including monitoring system

The prototype wind system as shown in Fig.3 is developed according to the design diagram in Fig.1. The wind speed simulator unit will simulate the wind situation and drive the generator accordingly to wind speed profile from operator. The PQ unit will control the power quality of wind turbine by using STATCOM configuration. The power from wind energy system will be connected to the developed converter

then supply to simulation load. The monitoring system is a key of whole system. All parameters will be observed by the monitoring system. The operator can analyze and investigate the wind energy system via the monitoring system. Therefore, the monitoring system must work properly and provide real-time data to the operator.

### 4. Implementation

The implementation of the system is simulated by a selected wind profile. After inputting the wind profile to the generator, the PQ unit will control the quality of the power and supply to load via converter. The monitoring system provides the visual display which can immediately observe the power quality of the system. The monitoring system provides very useful graphic windows for the operator. The graph will show at the point of monitoring. The operator can just open the program then the data will be immediately displayed. The feature of monitoring system is shown in Fig.4.

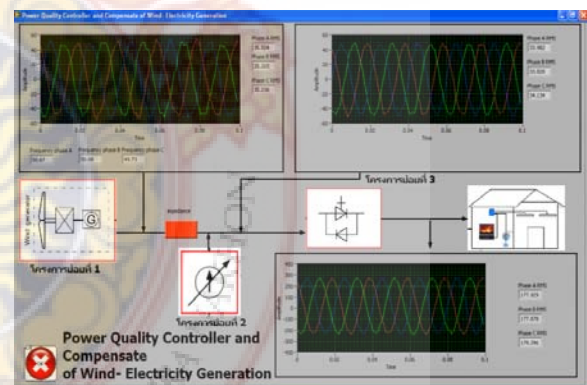


Figure 4. The monitoring system display

Fig.4 shows the test of the monitoring. The data analysis can be started as soon as the operator runs the wind system via real-time display. The operator can also point out at the values which want to investigate by clicking to the area of monitoring then the graph will be displayed as show in Fig. 5. The

monitored data are also stored to the main station. Data analysis can be done on a routine basis, for example once a day or a week. This will help the operator to make sure that the system is working properly and when problems occur, the operators can enable an immediate action to the system at the right time.

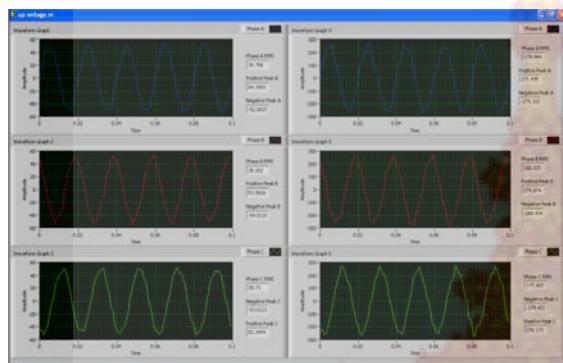


Fig.5. Display of real-time monitoring investigation

As mentioned, the monitored data, which is stored can be comfortably implemented with several programs such as Excel program tool. The operator can download the monitored data from the main station both directly and wirelessly. The monitoring system provides a communication link. The operator can access the data via internet, the operator need only a password to enter the download area. This is very useful for remote monitoring.

From the implantation as shown in Fig. 4,5 the results show that the wind prototype is working properly and the monitoring system can provide the correct data, the operator can investigate the characteristic of the system in order to analyze and for future applications.

## 5. Conclusions

The paper implemented the real-time internet web based technology for monitoring of wind energy system. The concept of the proposed monitoring system is that the monitored data is

stored into main memory at the site. The operators can access the monitored data directly or via internet. The monitoring system allows the operator to download the monitored data via internet. While at the station, the operator can observe the system as real-time via graphic display. The investigation can be done on time at the station. Moreover, the operator can collect the monitored data for future investigation. From the experiment, the results illustrate that the developed Labview based monitoring system shows itself to be a very suitable solution for wind energy monitoring system.

## 6. Acknowledgements

The authors are grateful to the Faculty of Engineering, Rajamangala University of Technology (RMUT) Suvarnabhumi (RMUTSB), Thanyaburi (RMUTT) and Phra Nakhon (RMUTP), for the support in conducting this study. Thanks friends for the helpful exchange of information.

## References

- [1] B. Plangklang, An Embedded Interactive Monitoring System for PV-Diesel Hybrid Plants in rural areas, EECON28, Phuket, Thailand, 2005.
- [2] D. Thevenard, M. Ross, and G. Howell, A checklist for PV system monitoring, Numerical Logics Inc. Waterloo, Ont. Canada 1998-15.
- [3] S. Krauter, T. Depping, Monitoring of Remote PV-Systems by Satellite, conference PV in Europe, 7-11 Oct. 2002, Rome Italy.
- [4] Schmid J., Photovoltaic Systems Technology, Teaching Script, IEE-RE, University of Kassel, Germany (2002).
- [5] Ketjoy N., Photovoltaic-Diesel Generator Hybrid System at the Energy Park, Naresuan University, Thailand (2001)
- [6] B. Plangklang et al., Control Strategies for PV Hybrid System, EU-PVSEC 2009, Hamburg, Germany, 2009